



MEMBERS GUIDE TO COMPLETING WHE INVENTORY

Whole Herd Enrolment

- *Registration for the natural calves (single or twin) born in the year for which the female is enrolled*
- *One transfer on the natural calf (calves) to follow the calf through out its lifetime.*
- *One registration and transfer for one calf of an embryo donor dam. This registration is at the discretion of the enrollee of the dam.*
- *One transfer on the female to follow the female in the year it is enrolled. (This transfer is renewed each year that the female is enrolled)*
- *Participation in the International Genetic Analysis, and EPDs*
- *On-line self service available only to WHE supporters*

Enrolment in the WHE has an annual fee of \$30/head (payable in two installments). However, this fee includes all registration work for the cow, as well as the following:

- *Enrollment fees cover registration of single calf or natural twins*
- *First transfer of calf born to enrolled female*
- *Transfer of female in the same year*
- *Weaning & yearling performance report including adjusted weights/ranks & indexes/EPDs*
- *Inclusion in International Genetic Evaluation*
- *Herd EPD report*

If you have not completed your enrollments/disposals by January 15th all assessment age females will be billed for the calendar year. Females can not be removed from your WHE after January 15th.

1. Navigate to CLA.digitalbeef.com

2. Click "Herd Mgmt"



3. Click "Inventory"

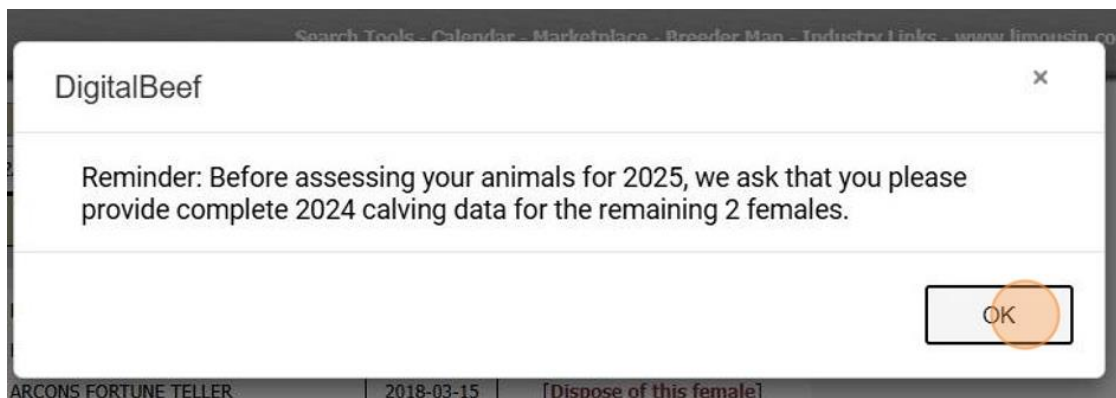


4. Click "Assessment-Age"



5. An error message will come up to complete the calving data on all previous years cattle, this is a good time to do this to get all the data for those females on file, you can select if the cow did not have a calf and reason or enter calves into birth queue to complete. You do this by clicking on the assessment 2024 and completing it there.

If there are some cows you do not have time to complete at this time then you can click the OK button to bypass this error.



6. To dispose of any females off your WHE inventory click the dispose of this female

Navigation: 022 | Bulls Used | Optional Females | Cow Calving History | Calf Crops | No Progeny

Assess all listed females for 2025 WHE

Name	DOB	(to remove from inventory)
PINCH HILL HENRIETTA 001H	2020-01-01	[Dispose of this female]
PINCH HILL HEIRESS 006H	2020-01-01	[Dispose of this female]
ARCONS FORTUNE TELLER	2018-03-15	[Dispose of this female]
WGL JAIL BAIT 18J	2021-01-21	[Dispose of this female]

7. Click the drop down menu to select the disposal code

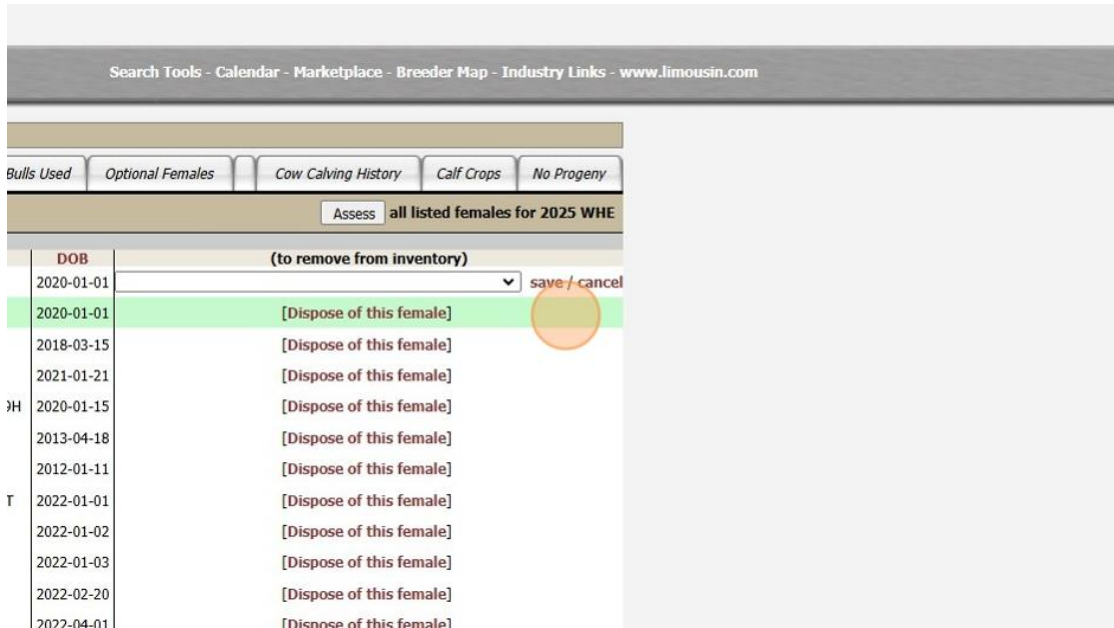
Search Tools - Calendar - Marketplace - Breeder Map - Industry Links - www.limousin.com

Navigation: ? | Bulls Used | Optional Females | Cow Calving History | Calf Crops | No Progeny

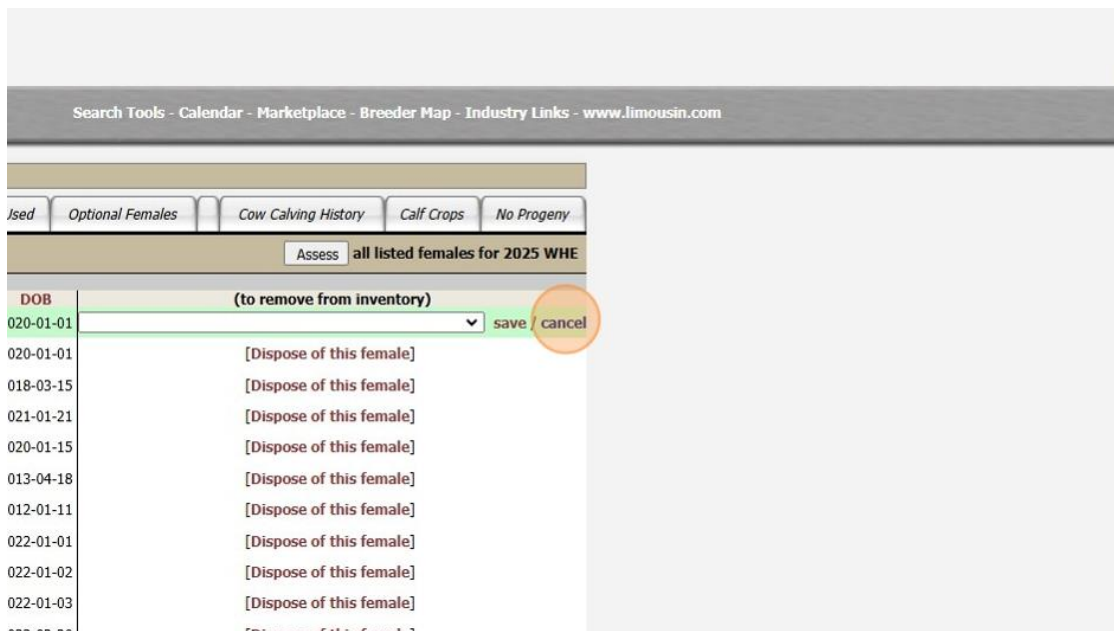
Assess all listed females for 2025 WHE

DOB	(to remove from inventory)
TA 001H 2020-01-01	[Dropdown menu] save / cancel
006H 2020-01-01	[Dispose of this female]
ELLER 2018-03-15	[Dispose of this female]
2021-01-21	[Dispose of this female]
OMBS 019H 2020-01-15	[Dropdown menu]
E 111A 2013-04-18	51 - Limousin heifer held from breeding
03Z 2012-01-11	52 - Limousin cow/heifer used as embryo recipient
IE 208K ET 2022-01-01	201 - Died / illness
HA 209K 2022-01-02	202 - Died / injury
13K 2022-01-03	203 - Died / calving difficulty
30K 2022-02-20	204 - Died / old age

8. Make sure after each disposal you click the save button, or it will not dispose of this animal. If you select the wrong animal that should not be disposed of you can click the cancel button and it will take you back to the original screen



9. If you select the wrong animal that should not be disposed of you can click the cancel button and it will take you back to the original screen



10. This is a good time to enter bulls you plan to use in 2025, this way if there is any DNA or outstanding issues we can complete them now before calves are born, Click "Bulls Used"

Assessment-Age	Assessed - 2024	Assessed - 2023	Assessed - 2022	Bulls Used	Optional Females	Cow Calving History	Calf Crops	No Progeny
Females under Assessment Age as of January 1, 2025: 8								
Sorted by								

11. Enter bull Registration number or Tattoo

Assessment-Age	Assessed - 2024	Assessed - 2023	Assessed - 2022	Bulls Used	Optional Females	Cow Calving History	Calf Crops	No Progeny
Bulls identified as used for breeding of the 2025 WHE Inventory								
Prefix/Tattoo	Reg #	Name	Used NS	Used AI	Add Bull			
<input type="text"/>	<input type="text"/>	find bull	<input type="checkbox"/>	<input type="checkbox"/>				

12. Then click "find bull"

Assessment-Age	Assessed - 2024	Assessed - 2023	Assessed - 2022	Bulls Used	Optional Females	Cow Calving History	Calf Crops	No Progeny
Bulls identified as used for breeding of the 2025 WHE Inventory								
Prefix/Tattoo	Reg #	Name	Used NS	Used AI	Add Bull			
<input type="text"/>	<input type="text"/>	find bull	<input type="checkbox"/>	<input type="checkbox"/>				

13. Once the bull loads into the line you can check if it was used as an AI bull or a natural sire

Assessment-Age	Assessed - 2024	Assessed - 2023	Assessed - 2022	Bulls Used	Optional Females	Cow Calving History	Calf Crops	No Progeny
Bulls identified as used for breeding of the 2025 WHE Inventory								
Prefix/Tattoo	Reg #	Name	Used NS	Used AI	Add Bull			
<input type="text"/>	<input type="text"/>	find bull	<input type="checkbox"/>	<input type="checkbox"/>				

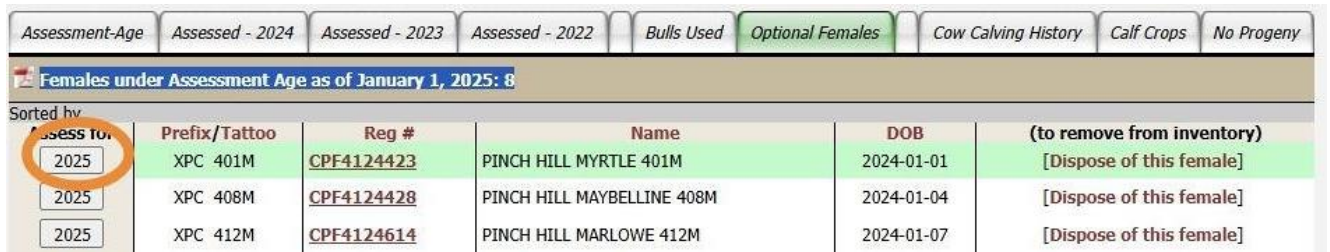
14. Click "add bull" Digital beef will then give you a note stating if there is any bylaw issues this bull does not meet, then you can contact the CLA office to have any issues completed before the bull is used.

Assessment-Age	Assessed - 2024	Assessed - 2023	Assessed - 2022	Bulls Used	Optional Females	Cow Calving History	Calf Crops	No Progeny
Bulls identified as used for breeding of the 2025 WHE Inventory								
Prefix/Tattoo	Reg #	Name	Used NS	Used AI	Add Bull			
<input type="text"/>	<input type="text"/>	find bull	<input type="checkbox"/>	<input type="checkbox"/>				

15. If there are females that do not show up on your Assessment-Age females tab click the "optional females"



16. Most of these females are under the assessment age at Jan 1 2025, so if you do not plan to breed them in 2025 you can leave them here, they will not be assessed. If you had some females in 2024 that you used code 51 - Limousin heifer held from breeding, she may be in here, so you will have to click button 2025 to add her into your 2025 inventory.



17. Once all disposals are completed and all the remaining females are to be assessed, Click "all listed females for 2025 WHE" It will ask are you sure you want to assess all #amount of females, select yes then it will take you back to your home screen. You can check that the assessment worked by going back into inventory and seeing a new tab with Assessed - 2025 on your inventory row

